



The Association of Filipino Students in Hungary

# STUDENT TOOLKIT



TUDOMÁNYEGYETEM  
UNIVERSITY OF PÉCS



MISKOLC  
EGYETEM



EMMELWEIS  
EGYETEM 1769



DEBRECENI  
EGYETEM



UNIVERSITY OF SZEGED



ELTE



MAGYAR AGRÁR- ÉS  
ÉLETTUDOMÁNYI EGYETEM  
Budai Campus



MAGYAR TESTNEVELÉSI  
ÉS SPORTTUDOMÁNYI  
EGYETEM



BUDAPESTI  
CORVINUS  
EGYETEM



PÁZMÁNY  
PÉTER  
KATOLIKUS  
EGYETEM



ZÉCHENYI  
EGYETEM

# © Association of Filipino Students in Hungary (AFSHu) 2024



Attribution-NonCommercial (CC BY-NC) 4.0 International

Anyone using the work must attribute the work to the original creator. The license further stipulates that the material cannot be commercialized.

Those who intend to utilize the kit may coordinate with AFSHu through: [filipinostudents.hungary@gmail.com](mailto:filipinostudents.hungary@gmail.com)

**Editor:** Jose Antonio Lorenzo Tamayo

## **Layout Artists:**

Miguel Angelo Victor Ontog

Andrea Saises

## **Contributors:**

Jose Antonio Lorenzo Tamayo

Miguel Angelo Victor Ontog

James Luke Añonuevo

Shekina Amor Melgar

Rainer Pier Paolo Ambrocio

Andrea Saises

Ariana Jeanne Chua

## **Photo Credits:**

Andrea Saises

Rainer Pier Paolo Ambrocio (@captures.rainer)





# Preface

Welcome to Hungary, Kabayan!

The Association of Filipino Students in Hungary would like to present this Student Toolkit. This is your one-stop guide to navigating your exciting journey from the Philippines to Hungary. We understand that studying abroad can be both exciting and a little nerve-wracking. But don't worry! This toolkit is here to equip you with all the essential information and resources you'll need, from preparing for your departure to settling into your new Hungarian life.

AFSHu recognizes the challenges that come with adapting to a new environment. We're here to support you every step of the way. This toolkit is just the beginning. We encourage you to reach out to AFSHu for further assistance and to connect with the vibrant Filipino community in Hungary.

So, pack your bags, kabayan, and get ready for an unforgettable Hungarian adventure!

Mabuhay ang mga diákok sa Magyarország!

The Association of Filipino Students in Hungary  
Budapest, Hungary





# About the Student Toolkit

The thought of living in a new country seems to be a daunting experience. Without mincing words, it is somehow true. Hungary is a beautiful country littered with panoramic views of Budapest, developed cities, and charming countryside. However, the cultural landscape including the Hungarian language, customs, and way of life may be challenging at first. However, it doesn't mean you'll be unable to get by.

Surveying the hurdles experienced by Filipino students in Hungary, AFSHu decided to create this student toolkit that aims to prepare prospective Stipendium Hungaricum Programme (SH), Erasmus Mundus, Food and Agriculture Organization (FAO), and self-paying students before, during, and after arriving in the country. We hope that through this toolkit your first few months of stay here in Hungary will be efficient and enjoyable.

The Association of Filipino Students in Hungary (AFSHu) welcomes you to Magyarország!



# Table of Contents

|  |    |
|--|----|
| <b>Pre-departure</b>                                   | 01 |
| Student Airfare Discount                               | 02 |
| Pros and Cons  | 04 |
| Tax Exemption  | 05 |
| Accommodation in Hungary                               | 05 |
| Travel Insurance                                       | 06 |
| Roaming and Data                                       | 07 |
| Pre-departure Checklist                                | 08 |
| <b>Departure</b>                                       | 09 |
| Layover tips   | 10 |
| Food on board  | 12 |
| <b>Post-departure</b>                                  | 13 |
| Arrival Checklist for Hungarian Immigration            | 14 |
| Transportation in Hungary                              | 17 |
| Essential Applications                                 | 20 |
| Living in Hungary                                      | 21 |
| <b>Tips</b>  | 28 |
| <b>Emergency</b>                                       | 31 |
| <b>The Association of Filipino Students in Hungary</b> | 33 |



# P R E — D E P A R T U R E

Getting ready for your life in Hungary? This pre-departure chapter will equip you with the knowledge to navigate your journey smoothly and affordably. We will explore student discounts on airfare, compare the advantages and disadvantages of different airlines, and guide you through the tax exemption process. So, buckle up and get ready to embark on your exciting Hungarian adventure!



# Student Airfare Discounts



Transcontinental flight airfare from the Philippines to Hungary will be one of the most expensive costs a prospective Filipino student in Hungary needs to prepare. This portion of the student toolkit includes possible student airfare discounts that you can avail to offset at least a percentage of your expenses. Below are different airlines that offer these privileges:



## Emirates

The Emirates Airlines offers up to 10% discount on economy class using the promo code "STUDENT" if you're between 16-31 years old. On top of this, an additional 10 kg or 1 extra piece of baggage allowance will be added to your booking.

Possible routes that you can book are:

- From Clark (CRK) to Budapest (BUD) with a connection in Dubai DXB for 9 hours 15 minutes.
- From Manila (MNL) to Budapest (BUD) with a connection in Dubai DXB ranging from 5 to 22 hours.
- From Cebu (CEB) to Budapest (BUD) with a connection in Dubai DXB ranging from 9 to 16 hours.
- To avail and book a discounted flight, use this [link](#).



## Qatar Airways

If you are between 18 and 30 years old, Qatar Airways offers 10% student discount when you first

join then 15% off after your first journey, & 20% off after your second and succeeding trips.

They also provide an additional 10 kg or 1 extra piece of baggage allowance on top of your original booking. Additionally, complimentary onboard WiFi is provided to all Student Club members.

Possible routes that you can book are:

- From Clark (CRK) to Budapest (BUD) with a connection in Hamad International Airport DOH for 10 hours and 20 minutes.
- From Manila (MNL) to Budapest (BUD) with a connection in Hamad International Airport DOH ranging from 4 to 10 hours.
- To avail and book a discounted flight, use this [link](#).



**TURKISH  
AIRLINES**

## Turkish Airlines

Turkish Airlines provides student discounts for ages 12 to 34. They also offer up to 15% discount on booking while providing you a generous 40 kg baggage allowance or 2 x 23 kg on flights implementing the piece concept. Moreover, a one-time ticket change is free through this program.

Possible routes that you can book are:

- From Manila (MNL) to Budapest (BUD) with a connection in Istanbul Airport IST ranging from 1 to 28 hours.
- From Cebu (CEB) to Budapest (BUD) with a connection in Istanbul Airport IST ranging from 1 to 28 hours.

To avail and book a discounted flight, use this [link](#).

\*Note: The airlines mentioned in this kit are the most used by current and former scholars.

The routes provided in this kit solely include flight routes with only one connection or transit to have a more comfortable journey. Feel free to book flight routes that are most convenient for you.

In order to effectively compare prices and convenience, use Google Flight. This website shows the prices and flight times of the airlines mentioned above and similar ones.

## Pros and Cons

| Airlines | Emirates   | Turkish Airlines                                  | Qatar Airways                                      |
|----------|--|---|--|
| Pros     | Generous baggage allowance.                          | Convenient layover options in Istanbul.           | Modern fleet with comfortable amenities.           |
|          | High-quality in-flight entertainment.                | Good food quality and diverse cuisine options.    | Excellent customer service reputation.             |
|          | Access to Emirates lounges with premium tickets.     | Competitive pricing for student fares.            | Flexible booking options.                          |
| Cons     | Limited availability of student discounts.           | Mixed reviews on customer service.                | Limited destinations compared to some competitors. |
|          | Higher ticket prices compared to some competitors.   | Some flights may have long layovers               | Limited availability of student discounts.         |
|          | Stringent terms and conditions for student discounts | Inconsistent experiences across different routes. | Occasionally reported delays and cancellations.    |



# Tax Exemption



Before your flight, you can apply for tax exemption in any Philippine airport under the Tourism Infrastructure and Enterprise Zone Authority (TIEZA) as you are under the category “Bona-fide Students with approved scholarships by an appropriate government agency.”

For standard requirements, please prepare a clear scanned copy of the following either in PDF or JPG format:

- 2×2 ID Picture (taken within the last six months; JPG only)
- Identification page of passport
- Airline ticket or flight booking
- CHED Certification (Stipendium Hungaricum Scholarship Grantees)

For specific requirements, refer to this [list](#).

To proceed with filing your Tax-Exemption Certificate (TEC) online, click this [link](#).

# Accommodation in Hungary



As you are about to start a new life in Hungary, we advise you to apply and take advantage of the university accommodation during your first semester. This allows you to have way cheaper rent compared to non-university accommodations.

Information about these university accommodations or dorms is usually provided after you accept the scholarship.

Please follow their instructions carefully and keep in mind that thousands of students will be applying for these accommodations as well. As such, make sure to secure your spots as soon as the dorm applications start.

Moreover, if you are not offered a place in the dormitory, your next choice will be renting a flat or apartment on your own or with your fellow students. Below are the average rent prices in different cities based on the report of your fellow Filipino scholars:

- **Budapest:** HUF150.000 to 350.000
- **Debrecen:** HUF60.000 to 250.000
- **Nyíregyháza:** HUF60.000 to 250.000
- **Pécs:** HUF120.000 to 200.000
- **Miskolc:** HUF90.000 to 150.000
- **Szeged:** HUF60.000 to 100.000

Note: Prices indicated in this list are rent prices for whole apartments or flat as of 2024.  
For Szeged, the prices mentioned are per pax. Please contact a current scholar in the city of your university to double-check average rent prices. They can also help you find a flat or apartment that you can rent.

## Travel Insurance



Having a travel insurance is an important step for new scholars, especially when you are arriving days or weeks before the classes start as the insurance offered along with the scholarship does not kick in until the day stated on your scholarship award. It is advisable to obtain at least 30 days of travel insurance.

We have compiled a list of travel insurance providers in the Philippines for you below:

- Malayan Insurance
- Pacific Cross Philippines
- Cebuana Lhuillier Insurance Solutions (CLIS)
- AXA Philippines
- Pioneer Insurance
- BPI/MS Insurance Corporation
- Standard Insurance
- Prudential Guarantee
- FPG Insurance
- MAPFRE Insurance



Prices are not indicated in this toolkit as most insurance providers do not directly publish the costs online. However, from the experience of former students, the insurance price ranges from PHP2,000 to PHP5,000. For accurate information, please check the websites of insurance providers and ask for a quote through their contact forms.

## Roaming and Data



Having mobile data helps you connect with your loved ones back home and effectively navigate the new city where you'll live and stay. To do this, we suggest buying in international travel SIM cards that works in the EU. These can be bought in advance from Lazada and Shopee online stores. For example, you can check out the data sim cards offered in Lazada stores through this [link](#).

Note: We still suggest that you bring your Philippine sim cards, especially if you receive your bank OTPs from that mobile number.

# Immigration Checklist

Below are important documents and items that **must be in your carry-on bags**:

- ☐ Passport
- ☐ Study Visa (attached on your passport)
- ☐ Flight Itinerary/Ticket
- ☐ Letter of Acceptance
- ☐ Letter of Award from TPF (Stipendium Hungaricum Scholarship)
- ☐ Dormitory Contract or Residence Contract
- ☐ Affidavit of Financial Support
- ☐ Apostilled Documents (Diploma, Certificate of Graduation, TOR)
- ☐ Certificate of Language Proficiency
- ☐ Vaccination Card (COVID)
- ☐ Passport-size photos
- ☐ TPF Medical Certificate with attached results
- ☐ Immigration Form (obtained and filled in at the airport)
- ☐ TIEZA Tax Form
- ☐ Medical Certificates for other vaccines (DTP, MMR, Typhoid, Hepa B)
- ☐ ATM Cards (at least 2) and credit cards
- ☐ Cash (preferably EUR, but USD is mostly accepted in cash exchange shops in Hungary)
- ☐ Any other documents and items (medical prescriptions, maintenance medicine)
- ☐ Disinfectant wipes and rubbing alcohol for wiping the airport toilets, plane table, and other surfaces (Just for your safety)

Note: Please inform your Philippine banks that you are going to use your bank cards in Europe to prevent your transactions from being flagged as fraudulent charges.

# DEPARTURE

Ready for an adventure from Manila, Philippines to Budapest, Hungary? Here's your ultimate guide to optimizing your layovers with three major airlines: Emirates Airlines, Qatar Airways, and Turkish Airlines.



## Turkish Airlines

Having a layover at Istanbul International Airport (IST), the airport has good amenities and you can enjoy these during your transit. One thing that you should try at Istanbul International Airport is the Baklava, a Turkish dessert. Try this famous sweet at Kasapoglu Bakery & Café.

If you are an avid art enthusiast, explore the Istanbul Airport Museum where you can admire traditional and modern artworks for just EUR10. Moreover, IST also offers spaces where people from various religious backgrounds can find peace in one of the three prayer rooms during the transit.

Plus, don't forget to take advantage of the free WiFi. Look for a kiosk where you can get a one-hour free WiFi in the airport.

## Layover



Note: If you have more than a 10-h  
that you get additional premium  
space to stay. Lounge access usual  
area, and a comfort

## Emirates

With a layover at Dubai International Airport (DXB), Emirates offers a wide range of services.

Need a breather? Chill out in the Zen Garden for some calm vibes located at the airport. You can also relax in their designated Relaxation Zones. If you need to freshen up, you can use the shower facilities at Terminal 3, or between Gates C18 - C22 at Terminal 1.

Furthermore, don't forget to check out the Airport Library for some reading material. You can also get unlimited, free, high-speed WiFi throughout the airport by simply scanning your boarding pass. If you are a music fanatic, DXB has Live Performances for passengers to enjoy live music.

# er Tips

our layover in any airport, it is best  
lounge access for a comfortable  
ally includes food, drinks, a shower  
table resting place.

## s Airlines

ange of amenities to keep you comfortable during your transit.

at Terminal 3. You can also find comfortable seating areas to seat back and  
an find Free Showers located between Gates A1 - A24 and Gates B13 - B19

time located within the departure area of Terminal 3, Concourse A. You can  
selecting the "DXB Free Wifi" or "DWC Free Wifi" networks to connect. If you  
music and cultural performances throughout the terminals.

## Qatar Airways

With a layover at Hamad International Airport (DOH) in Doha, Qatar, Qatar Airways offers a variety of things to do and see within the airport.


You'll not get bored during your transit! You can check out the Sculpture Sightseeing within the airport like the famous 23-foot-tall "Lamb-Bear" and "KAWS" creations. Having the first permanent café outside the USA, your sweet tooth can also indulge at the Oreo Café.

If you want to unwind and relax, you can check and explore the Orchard, a lush indoor tropical oasis, along with an upscale shopping center. You can also get complimentary WiFi access throughout the passenger terminal. Just search for "#HIAQatar which you can connect for up to four hours. You can also reconnect after the time has lapsed.



## In-Flight Meals

When it comes to food on board, some airlines allow pre-chosen meals. Usually, the three major airlines serve rice meals, desserts, and drinks. However, flights from Dubai, Qatar, and Turkey going to Budapest do not offer any rice meals. Instead, the menu may include pasta with meat, desserts, and your drink of choice. It's recommended to note that the cuisine during the flight will depend on the country you're departing from and the destination unless you pre-book your meals or purchase other in-flight meals.



# POST- DEPARTURE

So you've arrived in Hungary, congratulations! This post-departure chapter of your student toolkit will help you navigate your first few weeks and settle comfortably into your new life.

This chapter will equip you with the practical knowledge you need to feel confident and prepared for your Hungarian adventure. Let's explore what awaits you!



## ARRIVAL CHECKLIST FOR HUNGARIAN IMMIGRATION

Before entering Budapest Ferenc Liszt airport's arrivals area, you will pass through Hungarian Immigration and have the following documents presented:

- ☐ Passport with student visa
- ☐ University Acceptance
- ☐ Documents and Letter of Award from TPF (for Stipendium Hungaricum Scholars)
- ☐ Proof of Accommodation in Hungary
- ☐ Apostilled Philippine Documents



## TRANSPORTATION



Hungary has a very efficient transportation system. The Hungarian State Railways (Magyar Államvasutak) commonly known as **MÁV** is the Hungarian national railway company that offers regular intervals for provincial centers, going from one city or town to another across the country. Do note, however, that two types of train are running throughout Hungary:



**InterCity (IC).** This train runs between cities. It is a Hungarian-built fleet of Intercity coaches. It has a second-class coach, a first and premium class with a buffet, and a bike coach. An IC train has fewer stops which makes it a bit faster compared to IR. Seat reservation is compulsory with prices ranging from HUF650-990 for international students with Hungary/Country Pass.



**Interregional (IR) or Passenger trains.** These trains do not require seat reservations if you have a Hungary / Country Pass (HUF1,890 monthly for students) but have more frequent stops making the trip a bit longer for about 30 minutes more than IC trains.



## **Budapest Main Railway Stations**

**Keleti:** Located in the East.

**Nyugati:** Located in the North.

**Déli:** Located in the West.

**Kelenföld:** Located in the Southwest.

In Budapest, by using any kind of transportation, you can reach your destination in the city conveniently. It has a diverse and wide network of public transportation system including the metro subways, buses, trams, suburban railway lines (called HÉV), bikes, and scooters.

**Metro.** This consists of the subway lines of Budapest, currently having four major lines throughout the city.

- M1 (Yellow Line): between Vörösmarty tér and Mexikói út.
- M2 (Red Line): between Déli pályaudvar and Örs vezér tere.
- M3 (Blue Line): between Újpest Központ and Kőbánya-Kispest.
- M4 (Green Line): between Kelenföld and Keleti pályaudvar.



**Buses.** It is the most common transportation in all cities/towns in Hungary. Budapest boasts over 200 bus routes that serve both urban and suburban areas.

Some routes provide express services, denoted by an "E" after the bus number. And even during nighttime hours, essential services are available on the primary routes.

**Trams.** The tram network is part of the mass transit system of Budapest and some other big cities across Hungary (i.e., Debrecen, Szeged, Miskolc). The tram lines serve as the second-most important backbone of the transit system after the bus network.



**HÉV.** This is a suburban train service of Budapest which connects the capital to its suburban areas.



**Bikes and Scooters.** These are also part of the country's transit system. MOL Bubi is a bicycle-sharing network and Lime is the most popular electric scooter-renting app in Budapest. These bikes and scooters can be hired from and returned to any docking station found at major transport hubs in the city center.



# TRANSFER TO CITIES

## Debrecen



It is the second largest city in Hungary. There are two transportation options from Budapest going to Debrecen:

**Option 1: Via Train.** The first option going to Debrecen is using the Hungarian Railway Company (MAV). Upon arrival at the airport, you can ride the bus 200E (a single ticket costs HUF450) going to Férihegy Train Station.

From there, you can buy tickets going to Debrecen from the yellow machine, which will have an English mode. Click Debrecen (InterCity) and select your age. Individuals below 24 years old are entitled to a discount.

If you choose the InterCity train, it will take you approximately two hours to reach Debrecen. It will have 4 stops from Ferihegy (Cegléd, Szolnok, Püspökladány, Hajdúszoboszló), then the fifth stop will be Debrecen.

Upon exiting the train station, you will find a small shop in front of the train station where you can buy local public transport tickets valid for trams, trolleybuses, and buses.

**Option 2: Via Pannon Transfer.** This might be the best option if you want door-to-door transfer. You can book this via the Troubleshooter website.

It is important to note that the request must be made three days before your arrival and only two suitcases having a maximum of 25 kg and 1 carry-on luggage or bag is allowed.

Approximately HUF35,000 will be required if you book it alone. However, if you are traveling with somebody or with a group, you can get a discount.

The logo for Pannon Transfer features the word "Pannon" in blue and "Transfer" in yellow, with a stylized yellow arrow pointing to the right.

# Miskolc

It is the fourth largest city located in the northeastern part of Hungary. The train going to Miskolc departs via Keleti Station and the travel time varies. IC trains which would take approximately two hours and two minutes cost around HUF2,360, while IR Trains will take approximately two hours and fifty-one minutes and cost around HUF1,710.



Photo Courtesy: Saises 2024

# Pécs



Photo Courtesy: Saises 2024

It is an ancient city in the southern part of Hungary, close to the Croatian border. The train going to Pecs also departs via Keleti Station and it will take approximately two hours and fifty minutes. The cost is around HUF2,630.

# Szeged

It is the third largest city in Hungary. The train going to Szeged departs via Nyugati Station and will take approximately two hours and twenty-six minutes.



Photo Courtesy: Saises 2024

# Essential Applications



Before arriving in Hungary, we recommend that you download the following applications below. These applications will make your daily routine efficient.



**Google Maps** – helpful in navigation and transportation options.



**Google Translate** – helpful in translating instructions in Hungarian language.



**MAV** – for train transportation within cities and towns in Hungary and some international trains.



**Mobilegy** – for transportation ticket purchasing in various cities and towns in Hungary.



**WhatsApp** – the most common and used messaging application in Europe.

**Revolut**

**Revolut** – a global online bank for transferring money and paying purchases.

# Living in Hungary



**University Enrollment.** For university enrollment, reach out to the Admissions Office for guidance and adhere to the application procedures detailed on the university's official website or email. It's crucial to meet all specified deadlines. Bring the necessary documents, including transcripts, identifications, and proof of language proficiency, as outlined in the application instructions. Stay connected with your university coordinator or mentors for ongoing support throughout the process.

**Bank Enrollment.** When enrolling in a Hungarian bank, start by researching options that suit your needs. Whether you visit a branch or apply online, have your identification card, proof of address, and student status documents ready. It's essential to note that individuals over 26 years old may incur a bank management fee. Therefore, consider this when selecting your bank. Providing accurate information ensures a smooth enrollment process.

The following are the available banks in Hungary:

- |                 |               |                   |
|-----------------|---------------|-------------------|
| • Bank of China | • Erste Bank  | • Polgári Bank    |
| • BNP Paribas   | • Gránit Bank | • Porsche Bank    |
| • Budapest Bank | • ING Bank    | • Raiffeisen Bank |
| • Cetelem Bank  | • K&H Bank    | • Sberbank        |
| • CIB Bank      | • KDB Bank    | • Sopron Bank     |
| • Citibank      | • MagNet Bank | Burgenland        |
| • Cofidis       | • MKB Bank    | • Takaré          |
| • Commerzbank   | • NHB Bank    | Kereskedelmi      |
| • Deutsche Bank | • Oberbank    | Bank              |
| • Duna Takaré   | • OTP Bank    | • UniCredit Bank  |

Note: Despite the number of banks listed above, the most common banks that students use in Hungary are Erste and OTP.



**Student Number.** To obtain your student number, which can vary depending on cities or universities, refer to your university's process or reach out to the university's administration office for assistance.

In Budapest, the process typically involves visiting a Government Window (Kormányablak) with your passport and residence permit for registration. These windows are available in every city and district.

After registration, apply electronically through your university's administrative system. Upon approval, the student ID card is issued by the government office and sent to your university. In the meantime, you can request a temporary card from the registrar's office valid for 60 days.

You can avail of student discounts on public transport, museums, hostels, libraries, and more during your stay in Hungary if you have a valid student card.

For other cities like Debrecen, Miskolc, and Szeged, the process may differ, so it's advisable to inquire directly with the respective university or local authorities for specific guidelines.

**Address Card.** The Immigration Office has introduced an online platform for processing applications, including renewals for Address Cards starting in 2023. To apply, upload the required documents, including scanned images of all passport pages, both sides of your residence permit card, and a filled-in accommodation reporting form. For proof of address, provide a certificate from your dorm or a rental agreement if you live in an apartment. Once approved, you can download the Address Card from the website.





**Residency Card/ Residency Card Renewal.** Scholars no longer need to apply for a residence permit upon arrival in Hungary. It is typically included in the application forms submitted weeks before the arrival, along with the

visa application, and other necessary documents submitted in the Philippines.

The university will then notify you to collect your residence permit on campus within one to four weeks. For renewal, Hungary provides an online platform called Enter Hungary where students can renew their residence permits.

It is advisable to remain in contact with your university for specific renewal instructions, as procedures may vary between institutions. Follow the guidance provided by your university for a smooth renewal process.


**Transportation.** For discounted public transportation fares, consider purchasing a student pass.

Here are some tips. In Budapest, during your first two months, it's likely that you won't have a temporary student ID yet, which means you can't avail of student discounts on passes.

In such cases, you can purchase a one-month pass and then convert it at BKK Offices once you have obtained the temporary student ID. For purchase, you can either buy the Pest County pass (vármegyebérlet) for HUF945 or Hungary pass (országbérlet) for HUF1,890. Both include public transport in Budapest (except the funicular and bus 100E).

In Debrecen, you can avail of your monthly student passes through the different kiosks in nearby tram stops or you can avail them preferably online for HUF4,900 by accessing the DKV [website](#).

Upon purchasing, you are required to provide your student ID number. When you buy online, you must always have your student ID with you for physical inspection. Failure to provide the student ID card during the inspection will result in penalties.




**TAJ Card/TAJ Card Renewal.** The TAJ card corresponds to the Hungarian health insurance system. Usually, your respective universities handle the processing of your TAJ Card application.

You'll typically receive instructions to complete specific forms (like the application form and an authorization letter) and submit required documents such as a copy of your residence card, passport, Letter of Award, and others.

Renewal procedures vary by university, so it's crucial to keep in touch with your university coordinators for updated instructions on both initial applications and renewals.

Note: Before applying for a TAJ Card in Hungary, it is necessary to obtain an address card. This is because the address card serves as a prerequisite document for the TAJ Card application. Therefore, the initial step is to apply for and obtain the address card before proceeding with the application for the TAJ Card.



**Tax Card.** To register, you can either follow the online registration process or visit a local National Tax and Customs Administration (NAV) office with your identification documents as instructed by your university.

Keep in mind that some universities may require students to obtain a tax number to receive their scholarship. For detailed guidance on obtaining your tax number and card, you can refer to their [website](#).

**Student Job Agencies.** Explore student job opportunities through local employment agencies, university career centers, or online job portals. Register with agencies specializing in student employment to access job listings and placement services such as LinkedIn jobs and in Meló-Diák.

LinkedIn Jobs



Note: In Debrecen, sometimes the University provides job opportunities through job hunt events wherein the University invites different companies who seek students who are looking for internships or jobs. It is usually done in the Main Building or Kassai Campus. The same is true for the University of Szeged and other reputable universities.



**Food Apps.** Install food delivery apps like Wolt and Foodora for ordering meals from local restaurants. Register an account and browse restaurant menus for delivery or pickup options and enjoy discounts.



We also recommend that you download the local apps of KFC, McDonalds, and Burger King as they consistently provide coupons with plenty of discounts. When ordering food for delivery or dining in, use these apps and click on the coupon of your choice to avail the discounts.

**Grocery Shopping.** When grocery shopping in Hungary, you have a range of options for convenience. You can use online delivery services like Tesco Online, Lidl, or Auchan Direct for easy shopping from home. Or, if you prefer shopping in person, you can visit supermarkets such as Lidl, Tesco, Auchan, Interspar/Spar, Penny, or Aldi. Remember to bring your bags as many stores don't provide bagging services, and most supermarkets offer self-checkout options with scales for weighing vegetables. Whether you choose online delivery or in-store shopping, these options make grocery shopping in Hungary efficient and convenient.



# Survival Phrases in Hungarian

Learn basic Hungarian phrases for daily communication. Do note that "S" is pronounced as "SH" While "Sz" is normal "S."

| English                             | Hungarian                            |
|-------------------------------------|--------------------------------------|
| Hello! / Hi!                        | Szia! / Helló!                       |
| Excuse me, can you help me?         | Elnézést, tudna segíteni nekem?      |
| I would like a coffee, please.      | Szeretnék egy kávé, kérem.           |
| Where is the nearest metro station? | Hol van a legközelebbi metróállomás? |
| Help! Call the police!              | Segítség! Hívja a rendőrséget!       |
| Thank you!                          | Köszönöm!                            |
| My name is [Your Name].             | A nevem [Your Name].                 |
| One piece, please.                  | Kérem, Egy Darab                     |
| How much does it cost?              | Mennyibe kerül?                      |
| Can you speak English?              | Beszél angolul?                      |
| I would like to pay with a card.    | Szeretnék bankkártyával fizetni.     |
| I would like to pay in cash.        | Szeretnék készpénzzel fizetni.       |

# Tips

As an international student in Hungary, expect that certain things work in the Philippines but not in your host country. Don't worry though! We compiled some practical tips that can help you get by.

**Eyeglasses.** Eyeglasses are expensive in Hungary. If you live outside Budapest, it will take weeks for you to get them. Our advice is to bring spare eyeglasses. Summer is also extremely hot in Europe, so bringing an aviator or transition glasses is highly recommended.

**Medicine and prescriptions.** If you are under maintenance medications, we strongly suggest you ask your physician in the Philippines to give you a prescription. Once you conduct the medical examination at the University, show this to the general practitioner (GP). The GP will check the prescription and give you an equivalent that could be purchased in a Hungarian pharmacy.

If the GP does not give you a physical copy of the prescription, don't worry. The prescription is already in the TAJ card (Hungarian health insurance card). Just show the TAJ card to the pharmacist when you buy the prescribed drugs.

If not the GP, each district in every city in Hungary has an assigned district general practitioner (DGP). You can also show your prescriptions to the DGP.

If you need another prescription (refill) in the coming months, you may email your GP or DGP. You may also visit their clinic. Make sure to set an appointment through the clinic's website or via email. Walk-ins are usually not allowed.

## Local OTC Medicines

### Antipyretics and Analgesics

- Algopyrin
- Neurofen

### Pain (Head, Teeth, etc.)

- Algoflex
- Advil Ultra
- Panadol

### Menstrual Cramps

- No-Spa

### Antidiarrheal

- Imodium
- Lopedium

### Nasal Decongestants

- Nasivin
- Otrivin

### For Sore Throat

- Strepsils
- Mebucain

While these medications are popular choices for treating common conditions, consulting your doctor is always the best course of action. They can provide personalized advice and ensure the medication is safe and effective for your specific needs. Pharmacists can also offer valuable guidance on over-the-counter (OTC) options if your doctor recommends them.

**Maximizing the TAJ card.** Feeling sick? Need to visit a dentist? There is no need to worry about your health. You can go to the GP, emergency, or dentist anytime without worrying about paying. The TAJ card covers expenses related to your health.

Most dental services in Hungary are free such as wisdom tooth extraction and filling, except for aesthetic dental procedures e.g., braces, teeth whitening. In some cities, each district will have an assigned dental practitioner, so it is necessary to visit the city website for details.

We strongly advise that you set an appointment. If not by email, then calling the clinics are required.

**EU adaptor.** Before coming to Hungary, make sure to buy an EU adaptor (Type C) for your gadgets. It is a plug with two round pins. In the Philippines, you can easily buy this at ACE Hardware, Lazada, or Shopee.

**Bidets.** We are sorry to inform you, but bidets are not common in Hungary. Hungarians use tissue paper all the time. If this doesn't work for you, we highly suggest that you bring a foldable dipper (tabo) or portable bidets. You can buy these items on Lazada and Shopee.

**Pinoy foods.** Most cities have an Asian store. If you miss cooking adobo, you can easily buy soy sauce and vinegar in Asian stores usually located in the city center. For sinigang mix, Mang Tomas, banana ketchup, and other Filipino food staples, you can buy these items in Budapest through **Pinoy Basket** located at **1066 Budapest, Teréz krt. 58** near Nyugati Pályaudvar train station. Want your items to be delivered instead? You can try buying through Pabili. They have a website and a Facebook page.

**Consular services.** The Embassy of the Philippines in Budapest has a strong connection with the Filipino student community in Hungary. Assuming you lost your passport or need consular services such as passport renewal, do not hesitate to contact the embassy. You may reach the embassy through email: **[budapest.pe@dfa.gov.ph](mailto:budapest.pe@dfa.gov.ph)**



# Emergency

In case of emergencies, we highly recommend that you remain calm. We compiled a list of possible emergencies that may happen and the appropriate agencies that you need to contact while in Hungary.

In Need of Help? **Remember 112.** Throughout Hungary and the European Union, 112 is your one-stop number for emergencies. This free, 24/7 service, connects you to firefighters, medical assistance, and the police – all from any mobile phone or landline.

Stay Calm and Clear When Calling. When dialing 112, take a deep breath. The operator needs details to dispatch the right help quickly. Here's what to do:

- Wait patiently for them to answer. Avoid repeating calls as these will be put on the end of the queue.
- Tell them your name, your phone number, what happened, who's involved, and your location.
- For medical emergencies, mention any relevant medical experience or medical training you have (e.g., basic life support).
- Follow the operator's instructions carefully. Keep them updated if anything changes.

By staying calm and providing clear information, you'll help emergency services reach you faster.

## Hotlines



112



107



105



104

## Medical Emergencies (Walk-in or Transported by Ambulance).

When immediate or urgent treatment is needed (i.e., life-threatening situations, severe conditions, sudden problems, or acute injuries), you can go directly to the emergency room of any hospital.

It's important to always bring your TAJ card or insurance card, along with your residence permit or passport, and your address card.

If possible, bring any medical documents related to your condition. Informing the doctor or healthcare professional about any restrictions or allergies you have will also be helpful.

Note: non-Hungarian residents without insurance are only entitled to essential, free-of-charge healthcare services in emergency or acute situations.

| Hungarian              | English                    |
|------------------------|----------------------------|
| Kórház                 | Hospital                   |
| Rendőrség              | Police                     |
| Tűzoltóság             | Fire Brigade               |
| Gyógyszertár           | Pharmacy                   |
| Sürgősségi             | Emergency Room             |
| Segítség!              | Help!                      |
| Beteg vagyok           | I am sick                  |
| Kórházba kell mennem   | I need to go to a hospital |
| Fáj a mellem           | My chest hurts             |
| Fáj a fejem            | My head hurts              |
| Szédülök               | I am dizzy                 |
| Vérezem                | I am bleeding              |
| Nem tudok lélegezni    | I can't breathe            |
| Kérlek, hívjon mentőt! | Please call an ambulance   |

## The Association of Filipino Students in Hungary

The Association of Filipino Students in Hungary (AFSHu) was established on 1 April 2023, which was strengthened by the Constitution and Bylaws proposed and amended on that day coinciding with the first General Assembly held at the University of Physical Education in Budapest. AFSHu was formally recognized by the Embassy of the Philippines through His Excellency Ambassador Frank Cimafranca. The growing number of Filipino students in Hungary and other international student organizations prompted the Filipino student community to conceptualize the founding of a Filipino student organization aiming to help incumbent and incoming students.

After a year of its erection, AFSHu was able to implement various projects and activities catering to the needs of both Filipino students and migrants:

- **Parangal** – graduates are given recognition at the Embassy of the Philippines.
- **Webinar** – informative and engaging online lectures by professionals.
- **Kumustahan** – AFSHu officers go to various cities to meet Filipino students.
- **Brownbag** – monthly online lecture by Filipino students in Hungary who published research articles in reputable academic journals.
- **Visita Iglesia** – visitation of seven churches and recitation of the Way of the Cross in Budapest with Filipino students and OFWs.



- **OFW Survival Kit** – a survival kit for prospective overseas Filipino workers (OFWs) in partnership with the International Organization for Migration (IOM), Embassy of the Philippines, Bayanihan, and Mabuhay.
- **Student Toolkit** – a survival toolkit for prospective Filipino students in Hungary.

AFSHu also works closely with the Embassy of the Philippines through its diverse socio-cultural projects and the two Filipino organizations in Hungary: Mabuhay and Bayanihan.

We invite you to join AFSHu and actively participate in our projects. If you have any questions or concerns, do not hesitate to contact us through our socials:



Association of Filipino Students in Hungary



@afshu\_corner



Association of Filipino Students in Hungary



filipinostudents.hungary@gmail.com



www.afshu.org



**Scan Me**



# Notes



# Notes



# Notes



